










2025 INTERIM RESULTS

FINANCIAL HIGHLIGHTS

	Total Revenue	HK\$ 27.4 billion ▼ 6.5%
	Recurrent Business Profit	HK\$ 3.4 billion ▼ 15.7%
	Property Development Profit	HK\$ 5.5 billion ▲ 218.5%
	Loss from Fair Value Measurement of Investment Properties	HK\$ 1.2 billion (vs HK\$0.3 billion gain from fair value measurement for the six months ended 30 June 2024)
	Net Profit Attributable to Shareholders of the Company	HK\$ 7.7 billion ▲ 27.5%
	Interim Ordinary Dividend	HK\$ 0.42 per share (same as 2024 interim)
	Total Assets	HK\$ 402.6 billion ▲ 9.6% (vs 31 December 2024)
	Net Assets	HK\$ 211.2 billion ▲ 13.5% (vs 31 December 2024)
	Net Debt-to-equity Ratio	18.8 % ▼ 12.8% pts. (vs 31 December 2024)