
















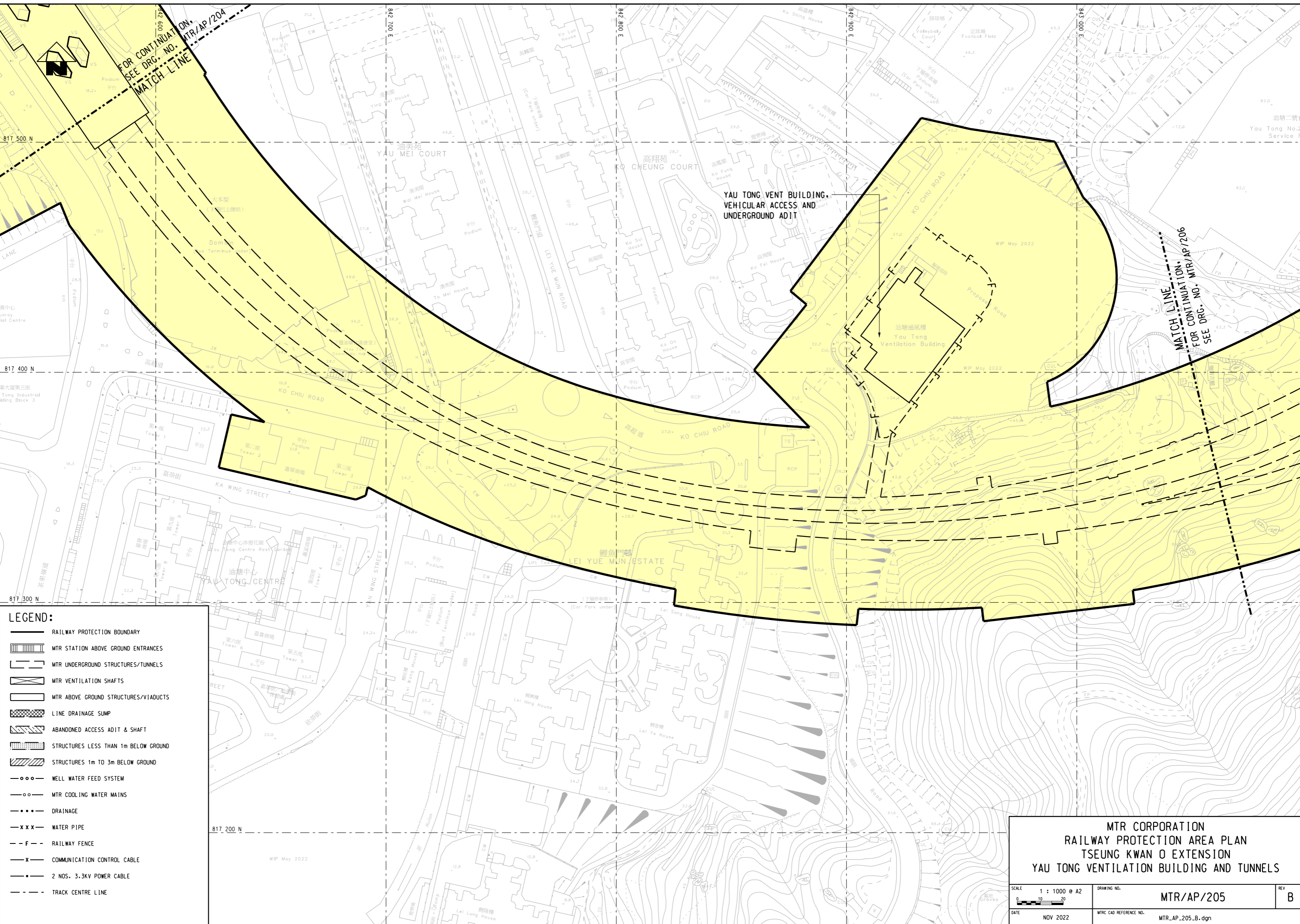


PLOT DRG: G:\OAS\station\81_sss\workspace\Ptcr\g\PDF Color 600dpi\with_level\export_13227.plt\crg
 MODEL NAME: DeFault PRINTED BY: N052990 29/11/2022 17:53:57
 FILENAME: \\hqsccad\50\cadd\VP\RP\Plan\Area\Plan\TKL_RPAP\MTR_AP_205_B.dgn

LEGEND:

-  RAILWAY PROTECTION BOUNDARY
-  MTR STATION ABOVE GROUND ENTRANCES
-  MTR UNDERGROUND STRUCTURES/TUNNELS
-  MTR VENTILATION SHAFTS
-  MTR ABOVE GROUND STRUCTURES/VIADUCTS
-  LINE DRAINAGE SUMP
-  ABANDONED ACCESS ADIT & SHAFT
-  STRUCTURES LESS THAN 1m BELOW GROUND
-  STRUCTURES 1m TO 3m BELOW GROUND
-  WELL WATER FEED SYSTEM
-  MTR COOLING WATER MAINS
-  DRAINAGE
-  WATER PIPE
-  RAILWAY FENCE
-  COMMUNICATION CONTROL CABLE
-  2 NOS. 3.3KV POWER CABLE
-  TRACK CENTRE LINE



MTR CORPORATION
RAILWAY PROTECTION AREA PLAN
TSEUNG KWAN O EXTENSION
YAU TONG VENTILATION BUILDING AND TUNNELS

SCALE 1 : 1000 @ A2	DRAWING NO. MTR/AP/205	REV B
DATE NDV 2022	MTR CAD REFERENCE NO. MTR_AP_205_B.dgn	